

Analysis Results (SOIL)

Customer FARMING WITH FUNGI
COED TALYAN
SA19 9DR

Distributor COED TALYLAN ENTERPRISE LTD
COED TALYLAN
LLANGADOG
CARMARTHENSHIRE
SA19 9DR

Sample Ref 231123 FWF MIXA

Date Received 04/12/2023 (Date Issued: 15/12/2023)

Sample No G150945

Crop NON STATED

Soil Characteristics	Result	Low	Normal	High			
pH	6.8						
Org. Matter - DUMAS (%)	12.3						
C.E.C. (meq/100g)	13.1						
Soil Respiration (mg/kg)	215						
C:N Ratio	12.4						
Texture Class	SASILO						
Org. Carbon Stock (t/ha)	139.4						
Major Nutrients	Result	0	1	2-	2+	3	4+
Phosphorus (ppm)	21						
Potassium (ppm)	469						
Magnesium (ppm)	210						
Secondary and Micro Nutrients	Result	Deficient	Maintenance	High			
Calcium (ppm)	2083						
Sulphur (ppm)	9						
Sodium (ppm)	40						
Boron (ppm)	1.34						
Copper (ppm)	4.1						
Iron (ppm)	1443						
Manganese (ppm)	165						
Molybdenum (ppm)	0.04						
Zinc (ppm)	12.2						

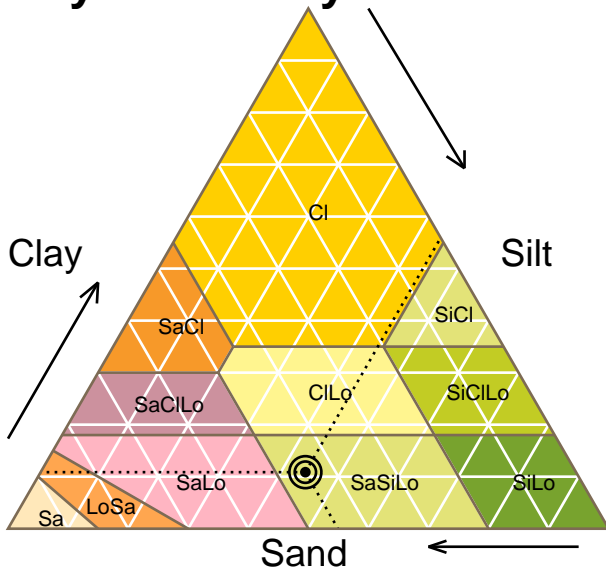
Released by **Chris Limley** Laboratory Manager on behalf of Lancrop Laboratories

Analysis Results (SOIL)

Customer FARMING WITH FUNGI
Sample Ref 231123 FWF MIXA
Sample No G150945
Crop NON STATED

Distributor COED TALYLAN ENTERPRISE LTD
Date Received 04/12/2023 (Date Issued: 15/12/2023)

Physical Analysis



Analysis	Result (%)
Sand	45.06
Silt	44.07
Clay	10.87
Soil Type	SaSiLo Sandy Silt Loam

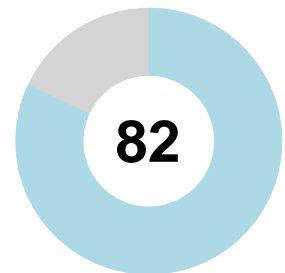
Property	Assessment
Available Water	Low to Medium
Drainage Rate	Rapid
Inherent Fertility	Low to Medium
Potential C.E.C.	Low to Medium
Leaching Risk	High to Moderate
Warming Rate	Rapid

Biological Analysis



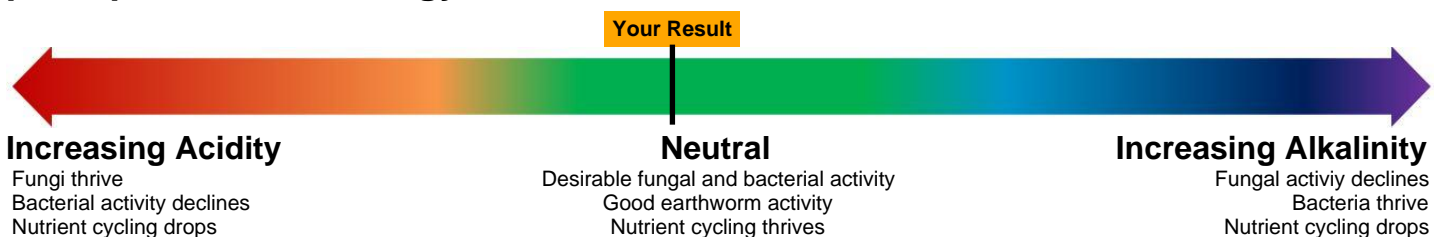
Analysis	Result	Ideal
Solvita Burst CO ₂ -C (ppm)	215	>70
Organic Carbon (%)	7.2	
Total Nitrogen (%)	0.576	
C:N Ratio	12.4	10-12
Calculated Parameters		Result
Microbial Biomass (mg/kg)	4760	
Solvita Potentially Mineralizable Nitrogen (kg N/ha)	116	
Soil Assessment Score	82/100	

Soil Assessment Score



Microbial Biomass and Potentially Mineralizable N are calculated from the Solvita CO₂-C Burst. The Potentially Mineralizable N assumes ideal conditions. Soil Assessment Score is calculated from biological, chemical and physical results.

pH impact on soil biology



Analysis Results (SOIL)

Customer FARMING WITH FUNGI
Sample Ref 231123 FWF MIXA
Sample No G150945
Crop NON STATED

Distributor COED TALYLAN ENTERPRISE LTD
Date Received 04/12/2023 (Date Issued: 15/12/2023)

Analysis	Result	Guideline	Comments
pH	6.8	6.5	Adequate level. Maintain pH to ensure optimum nutrient availability and ideal conditions for an active soil biology.
Org. Matter - DUMAS (%)	12.3	3.0	High. Soils with medium to high levels of organic matter would generally be expected to have a good potential fertility and good structure, moisture retention and water infiltration. Ensure appropriate soil management practices are used to maintain organic matter levels.
C.E.C. (meq/100g)	13.1	15.0	Cation Exchange Capacity indicates a slightly low nutrient holding ability - soil applied nutrients could be readily leached. Where possible foliar applied nutrients should be recommended.
Soil Respiration (mg/kg)	215	70	High aerobic microbial activity and mineralisation potential. Ensure appropriate soil management practices are used to maintain biological fertility.
C:N Ratio	12.4	10.0	High. A low C:N ratio in the soil encourages microbial activity and the amount and rate of nutrients made available to the plants through mineralisation. A ratio of 12 - 25 indicates the potential for a slow rate of decomposition of organic residue and a high retention of applied organic materials.
Texture Class	SASILO		
Org. Carbon Stock (t/ha)	139.4	34.0	The calculated level of organic carbon (active + humus) within one hectare when soil bulk density is either assumed (1.3g/cm ³) or has been overwritten with a disturbed soil measured value (if SCA Extra has been requested) and soil depth is 15cm. Please see footnotes for calculation if you wish to adapt. Multiply the OC stock value by the field area (hectares) to indicate level of carbon stored within the field.
Phosphorus (ppm)	21	16	(Index 2.5)
Potassium (ppm)	469	121	(Index 4.3)
Magnesium (ppm)	210	51	(Index 4.5)
Calcium (ppm)	2083	1600	
Sulphur (ppm)	9	10	
Sodium (ppm)	40	90	
Boron (ppm)	1.34	2.10	
Copper (ppm)	4.1	2.1	
Iron (ppm)	1443	50	

Wellington Road, The Industrial Estate
Pocklington, York, YO42 1DN
Tel: + 44 1759 305116 www.lancrop.com

Analysis Results (SOIL)

Customer FARMING WITH FUNGI
Sample Ref 231123 FWF MIXA
Sample No G150945
Crop NON STATED

Distributor COED TALYLAN ENTERPRISE LTD
Date Received 04/12/2023 (Date Issued: 15/12/2023)

Analysis	Result	Guideline	Comments
Manganese (ppm)	165	60	
Molybdenum (ppm)	0.04	0.40	
Zinc (ppm)	12.2	4.1	

Additional Comments

INTERPRETATION & DECISION RULES

pH and macro-nutrient guidelines, index values and any fertiliser & lime recommendations are taken from AHDB publication 'Nutrient Management Guide (RB209)'. The laboratory exercises a Simple Acceptance decision rule as per ILAC G8:09. Lime requirements assume a medium textured soil.

Additional technical bulletins are available at www.lancrop.com

Please Note

Whilst every care is taken to ensure that the Results from Analysis are as accurate as possible, it is important to note that the analysis relates to the sample received by the laboratory, and is representative only of that sample. No warranty is given by the laboratory that the Results from Analysis relates to any part of a field or growing area not covered by the sample received. It is important to ensure that any soil, leaf, silage or fruitlet sample sent for analysis is representative of the area requiring analysis and that samples are obtained in accordance with established sampling techniques. A leaflet containing instructions on how to take soil, leaf, herbage, silage and fruit samples for analysis is available from the laboratory on request. Uncertainty measurements of results are available on request